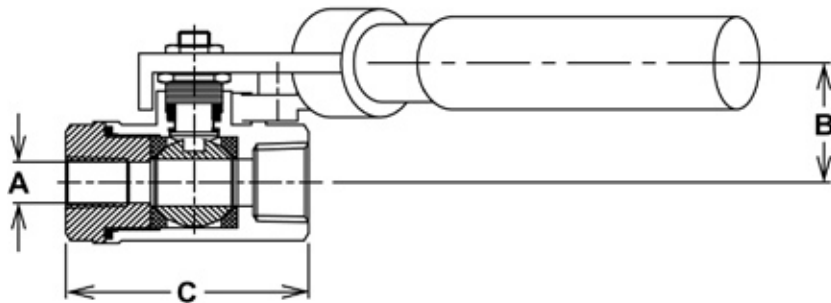
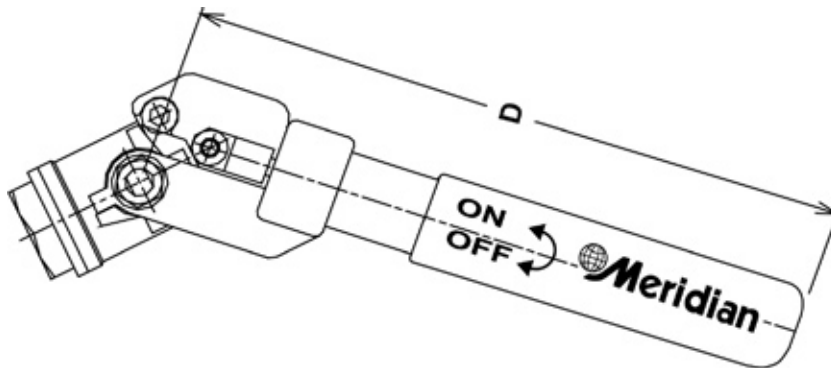




Meridian™ Ball Valve

Model #: M22SRESR

SPRING RETURN BALL VALVE 2000 WOG 2-PIECE REGULAR BORE



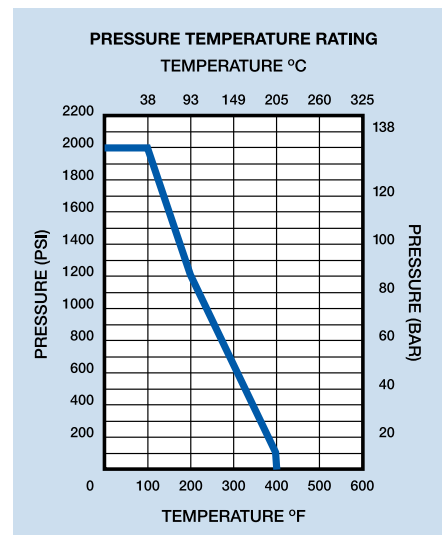
DIMENSIONS

SIZE		1/4"	3/8"	1/2"	3/4"	1"	1-1/4"	1-1/2"	2"
A	mm	11	12.5	12.5	17.5	22	25	31.8	38
	in	0.433	0.492	0.492	0.689	0.866	0.984	1.252	1.496
B	mm	34	34	34	45	48	58	63.5	66.5
	in	1.338	1.338	1.338	1.771	1.889	2.283	2.5	2.618
C	mm	58.5	58.5	61.5	79.5	88.5	102	111	136.9
	in	2.303	2.303	2.421	3.130	3.484	4.015	4.370	5.390
D	mm	180	180	180	180	180	260	260	260
	in	7.086"	7.086	7.086	7.086	7.086	10.236	10.286	10.286

FEATURES

- Threads Conform to ASME B1.20.1
- Investment Casting
- Large Port Size
- Blow-Out Proof Stem
- Adjustable Packing Gland
- 316 SS Valve
- Enclosed Spring Return Handle
- 200 PSI W.O.G. 1/4"-2"
- NACE-MR0175

PARTS	MATERIAL
BODY	A351 CF8M
END CAP	A351 CF8M
BALL	A276 - 316SS
STEM	A276 - 316SS
BODY SEAL	PTFE
SEAT	R-PTFE
THRUST WASHER	PTFE
PACKING	PTFE
GLAND NUT	AISI304
HANDLE	304SS
HANDLE NUT	AISI304
HANDLE GRIP	VINYL



Canada's Valve Specialist

DUE TO CONTINUOUS DEVELOPMENT OF OUR PRODUCTS, WE RESERVE THE RIGHT TO MODIFY OUR PRODUCT DESIGN OR CONSTRUCTION WITHOUT PRIOR NOTICE.